

# SPECIFICATION MODEL CX-230

IMPEDANCE ..... 50 Ohms.



## VOLTAGE

### ACTUATION DATA:

#### VOLTAGE:

Pull in ..... 9Vdc - 16.5Vdc (12Vdc Nominal)

Drop out ..... 1.5Vdc Min.

Current ..... 160mA @12Vdc 20°C

Coil resistance ... 75 Ohms 10% 20°C

## SWITCHING TIME

### SWITCHING TIME:

Pull in ..... 20ms max.

Drop out ..... 15ms max.

LIFE EXPECTANCY... 1,000,000. Operation min.

## MECHANICAL

### MECHANICAL:

Contact arrangement ..... SPDT

Operational temperature ..... - 50°C to + 70°C

Weight ..... Approx 230gs.

Mounting ..... Two screws

Cable connections ..... 3 BNC Type female connectors

## ELECTRICAL CHARACTERISTICS

### ELECTRICAL CHARACTERISTICS:

Frequency MHz	VSWR Max	Isolation -dB(min)	Ins.Loss -dB(max)	IN PUT RF Power W
50	1.05	56	0.05	300
150	1.1	42	0.05	300
500	1.15	30	0.1	300
1000	1.3	24	0.2	200

# COIL CHARACTERISTICS

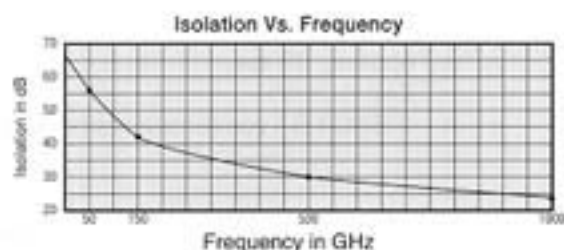
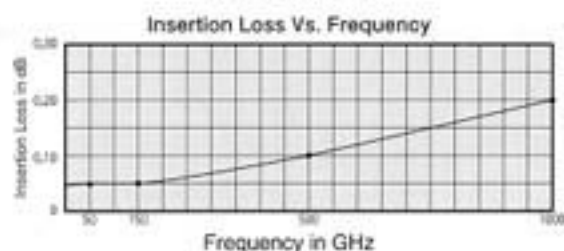
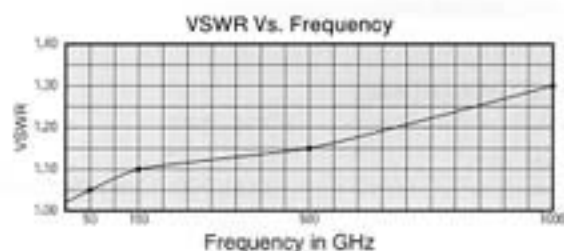
## COIL CHARACTERISTICS:

Nominal Voltage  
12Vdc  
24Vdc

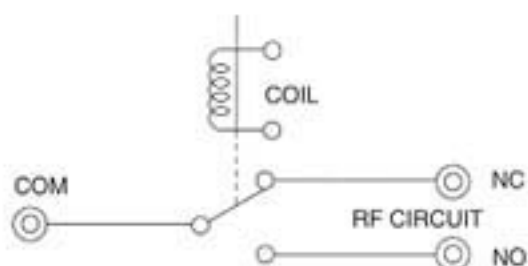
Voltage Range  
9Vdc - 16.5Vdc  
18Vdc - 26.5Vdc

Resistance Ohms  
75  $\pm$ 10% 20°C  
300  $\pm$ 10% 20°C

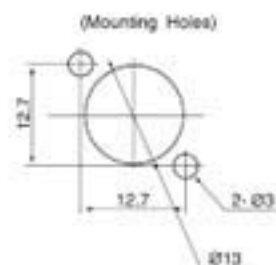
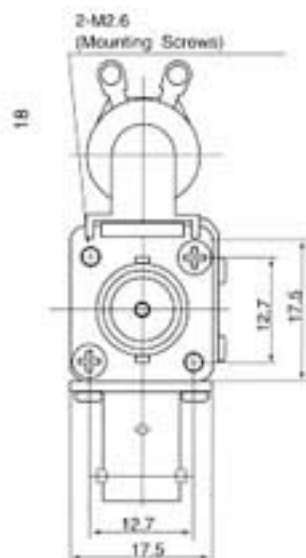
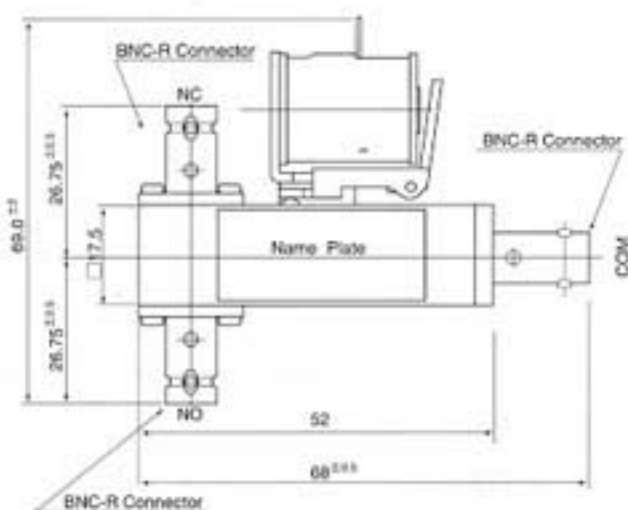
## Typical Operating Curves



## Schematic



## DIMENSIONS



SCALE m/m