

SPECIFICATION MODEL CX-600N



VOLTAGE

ACTUATION DATA:

VOLTAGE:

Pull in 9Vdc - 16.5Vdc (12.0Vdc Nominal)
Drop out 1.5Vdc Min.
Current 160mA @12Vdc 20°C
Coil resistance ... 75 Ohms 10% @ 20°C

SWITCHING TIME

SWITCHING TIME:

Pull in 20ms max.
Drop out 15ms max.
LIFE EXPECTANCY ... 1,000,000, - Operation min.

MECHANICAL

MECHANICAL:

Contact arrangement SPDT
Operational temperature -55°C to +70°C
Weight Approx 230gs.
Mounting Two screws
Cable connections 3 N Type female connectors.

ELECTRICAL CHARACTERISTICS

ELECTRICAL CHARACTERISTICS:

Frequency MHz	VSWR Max	Isolation -dB(min)	Ins.Loss -dB(max)	IN PUT RF Power KW
50	1.03	60	0.07	1.0 CW (1.5 PEP)
150	1.1	48	0.1	1.0 CW (1.3 PEP)
500	1.15	37	0.15	0.8 CW
1000	1.2	28	0.2	0.5 CW
1500	1.2	26	0.2	0.35 CW
2000	1.25	23	0.23	0.1 CW

COIL CHARACTERISTICS

COIL CHARACTERISTICS:

Nominal Voltage

12Vdc

24Vdc

Voltage Range

9Vdc - 16.5Vdc

18Vdc - 26.5Vdc

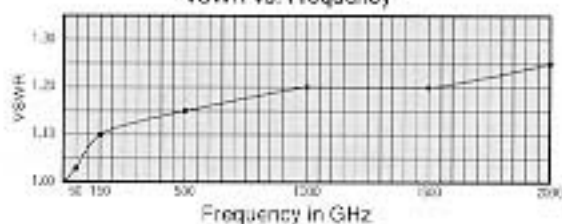
Resistance Ohms

75 \pm 10% 20°C

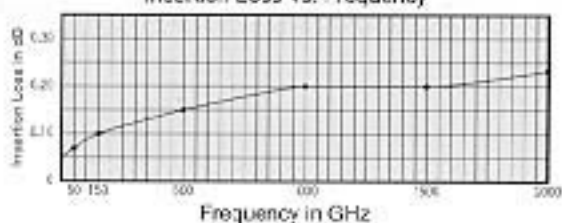
300 \pm 10% 20°C

Typical Operating Curves

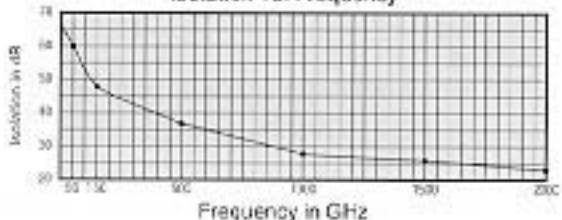
VSWR Vs. Frequency



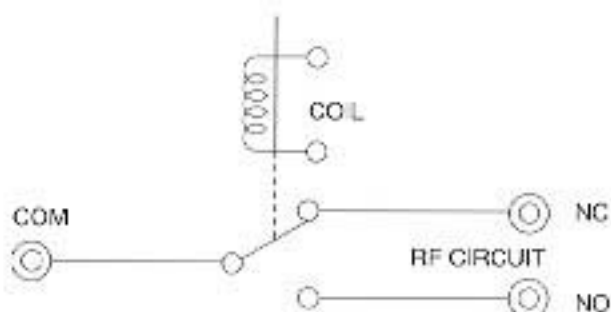
Insertion Loss Vs. Frequency



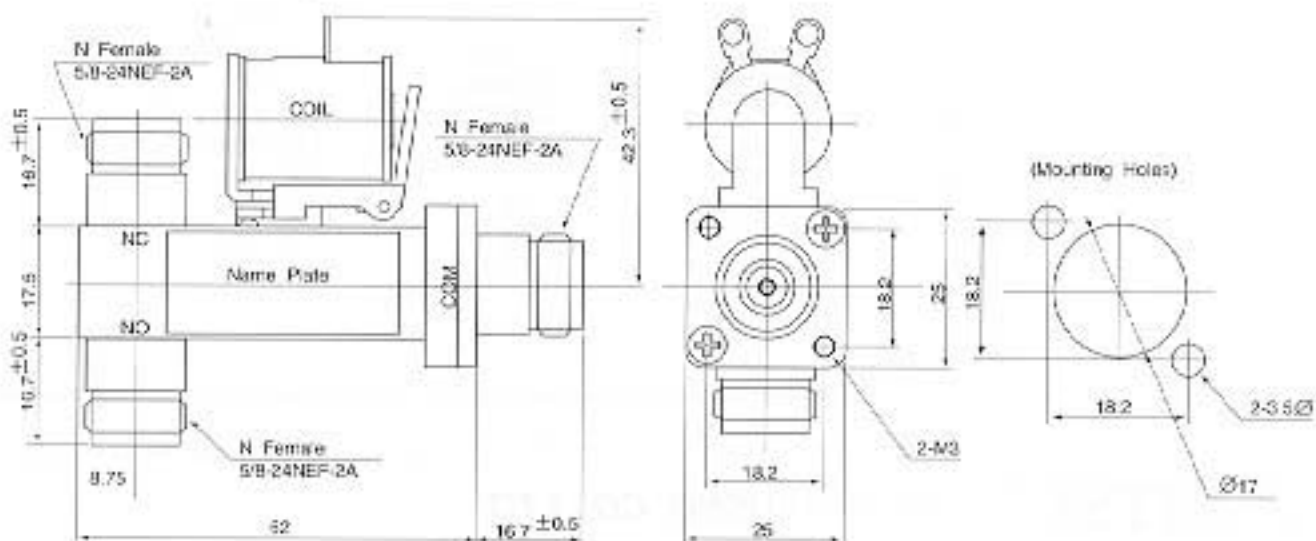
Isolation Vs. Frequency



Schematic



DIMENSIONS



SCALE m/m